

DOG TAILS



For dogs that dig the juiciest news

December 08 Newsletter

Fred's Pass Positive Dog Training Club Inc

Postal - PO Box 1167, Palmerston, NT, 0831
Email Editor - fpkoc.news@yahoo.com.au
Website - www.fppdt.org.au

2008 Committee

| | | |
|---------------------------|-----------------|------------------|
| <u>President</u> | Sarah Baker | Ph:0417 773095 |
| <u>Vice President</u> | Kellie O'Dea | Ph:0412 205872 |
| <u>Treasurer</u> | Fiona Clarke | Ph:89832569 |
| <u>Secretary</u> | Ray Clarke | Ph:89832569 |
| <u>Committee Members:</u> | | |
| | Karen Winzar | Tanya Reichstein |
| | Cele Stone (ed) | |

Training Times

OBEDIENCE (Tuesdays)

| | | |
|---------------------|-----------------------------|---------------|
| BEGINNERS | "Snoopy Class" | 7.00pm |
| INTERMEDIATE | "Lady Class" | 7.00pm |
| SOCIAL | "Tricks & Games" | 7.15pm |
| PRE TRIAL | | 7.00pm |
| TRIAL | | 8.00pm |

For more info please phone Sarah 0417 773 095

TRAINING FEES \$5 first dog
 \$2 subsequent dog

AGILITY (Thursdays)

| | |
|-------------------------------|---------------|
| BEGINNERS/INTERMEDIATE | 6.30pm |
| TRIALLERS | 7.30pm |

Our agility intake night for new dogs is the first Thursday of each month. Before attending please phone Fiona on 8983 2569.

TRAINING FEES \$5 per dog

ANNUAL MEMBERSHIP FEES
\$10 Single, \$15 Joint or \$20 Family per year

Presidents Welcome

Hi Everyone!

I would like to send out a huge personal thanks to everyone from me for coming out and supporting the club this year. It's been a big year all round for training classes, triallers and for fundraising and I have high expectations that 2009 will be ever better.

We had a wonderfully successful Christmas party as you will see in the photos later in the newsletter and although it was a very hot and still night, we had a great turn out anyway. We had a lot of very lucky prize winners on the night and I think the fancy dress competitors outdo themselves year after year. Well done to everyone that participated.

Please take care of yourself and your canine companions over the wet season break and I would like to wish you all a very merry and happy Christmas and a safe, healthy and prosperous New Year to come.



I hope to see you all out at training next year! 🐾

Sarah & Cooper the Brittany

From the Trial Table

Those that attended the Christmas Party would have seen beautiful sashes given out to dogs and their proud handlers on the night. During the year quite a few of us take our dogs to trials. There are trials for obedience agility and jumping. They are held mainly from April to October and happen all around the country. Within each competition are different levels and the dog handler team must get a certain number of qualifications to win a "title" before going up to the next level. Those sashes all represented titles earned during the year.


Trials are a nerve-wracking experience and I sometimes wonder why we do them, after all we always think that our dog is the cleverest, fastest and bestest but we still go out trial after trial. Personally for me I think it's the buzz. I love having that connection with my dog knowing she understands what I want her to do and that she enjoys doing it. If I didn't enter trials I would never put the extra effort into her training.

The other thing I love is seeing other people do well with their dogs, seeing improvements in certain teams, witnessing others overcome a training issue or just the pure joy on the dogs faces as they burn around an agility course regardless of what else is happening.

There is always a great social side to our trials as well, many a wine is consumed and there are always lollies at the workers table... maybe that 'buzz' is really just a sugar hit!

Whatever the reason if anyone is even thinking a little bit that they could try competition you are right! It's fun and addictive. 

Fiona & Ellie the big GSP



There once was a club called Fred's Pass
They taught positive training with class
But when it was raining
They cancelled their training
And pondered how long it would last

And their history they would repeat
By refusing to train in that heat
They said take a break
Hope your Christmas is great
In February we're back on our feet

Reminders & Notices

Every dog that attends training must be fully **VACCINATED**. Please bring your vaccination certificates along with your 09 membership forms to training in 2009. Help us to help you – let's protect all our dogs from contagious diseases!

2009 training resumes on the first Tuesday of February – that is the 3rd of February.

AGM the 2009 AGM will be held at 7pm on the 24th of February. The meeting is fairly quick and we do ask that you try to make it. This is your club too.

Agenda items can be emailed to the club or any of the committee members.

Committee positions become vacant and are refilled at the AGM. Please let us know if you are interested in a position on the committee or would like to fill just one role for the year eg;

- picking up judges and getting them to trials
- buying the food for BBQ's
- collating catalogues
- getting raffle prizes together
- buying ribbons
- being trial manager
- time keeper at a trail
- post at an obedience trial
- stocking soft drink
- getting ice for the soft drink
- table person at training - either night (even if it's every second month)
- table person at a trial (easy & there's lollies)

Every little bit helps share the load and keeps our club going strong.

Xmas Party Tails!!

What a fabulous party with lots of winners and some very impressive pooches!! There were some lovely outfits this year and a calm acceptance from the models wearing them.

Thankyou to everyone who put in the time and effort to dress for the occasion.

Fancy Dress Winners were . . .

1st – Laila and Molly



2nd – Maggie
and Coco Claus



3rd – Mandy & Ellie Mac



Rover Says Winners . . .

Rover Says was short but sweet, getting to the final 3 very quickly. The **Rover Says Champion of 2008 is the team of Sarah and Jett.**

Longest catcher was . . Jett, who kept his eyes and mouth on the target and was not being distracted by anything. Well done Sarah and Jett!



**Jett – Rover Says & Longest Catcher
Award Winner for 2008**

Fastest Eater Winners

With so many dogs we needed to run 3 heats before the final 9 got to race for the title of Fastest Eater!

Heat One

- 1st – Trevor & Mac
- 2nd – Michelle & Max
- 3rd – Grace & Monte

Heat Two

- 1st – Shay and Jett
- 2nd – Mandy & Ellie Mac
- 3rd – Tara & Diesel

Heat Three

- 1st – Kirsten & Lucy
- 2nd – Lucy & Shady
- 3rd – Adrian & Monte

The final eat off was a close call with 3rd and 4th place being decided on a quick sit!

**The Scoffer Extraordinaire Title for 2008 goes to . . .
. Mac!**



Close behind Mac was the lovely Springer Max. And showing that scoffability doesn't depend on your size, was little Lucy in 3rd place.

Our very close 4th place winner was Keter.

And the Best Tricks went to . . .

Maggie and Coco Clause for a splendid 'Jump from Drop', followed by an equally impressive (and VERY CUTE 'Play Dead').




Congratulations Maggie – what a lovely relationship you have with your Coco!

In 2nd place was Gizmo and Maike with a Rhythmic paw to knee dance!



3rd place went to River and Andy with an entertaining trick of 'Chase the Laser'.

River having a recovery drink!



Other contestants certainly need a mention as it just goes to show that they did indeed "Play with their dog's today (and other days)!!!

- Moose: an impressive Hi 5 with left & right paws
- Romeo: a sweet little dance & twirl
- Basil: a notable rollover
- Monte: who wanted to fish but there were treats and noise and things and other dogs and stuff. He did very well for the baby in the tricks show
- Inca: a very fetching bowl indeed!

THE LUCKY WINNERS OF THE CHRISTMAS HAMPERS WERE . .

1st – Michelle with Max



Congratulations Michelle – enjoy!

2nd – Andy with River

3rd – Daphne with Star & Gemma

4th – Sue with Freya & Loki

A great big THANK YOU to everyone who contributed to our party!

And particular Thanks to Karen for all her hard work and inspiration – you made it a success!

Health Report: Swallowing

Having recently encountered the awful circumstances of nearly losing my Lilly to a Cycad seed, I thought I would do some research and share my experience. It is just my experience and if you ever have any similar concerns – **Please**, seek veterinary advice.

Day 1: My story starts with Lilly going off her food and preferring to lie down than stand up. It's rare for Lilly to not eat and it usually signifies she has pain somewhere. She was very restless all night, getting up, turning around, lying down, getting up, on average about every 2 minutes. It looked like how you feel when you have a pain in the belly – legs drawn up – no, put them down – no, pull them back up etc. We were both exhausted by morning when we made our

way to the vets with a few small vomits on the way (Lilly not me).

Day 2: Lilly had a previous condition so she had the day under observation with that in mind. By afternoon she was barely drinking water and had vomited a couple more times. Her symptoms were more that of having eaten something toxic and without knowing what, you can not treat it. So home she came with electrolytes and quiet crate time. Vomit is now small and getting mid shade green.

Day 3: She's showing no improvement so back to the vets for xrays. There it was, slightly smaller than a golf ball sitting in the middle of her intestines. She was put on a drip and given 24 hours to see if it was moving, if it would pass. Vomit has turned dark green.

Day 4: Morning xrays showed it had moved a little but she now had gas building up behind it and it was time to operate. Op went well with a small complication involving her vomiting into her lungs whilst under – extra antibiotics to ward off pneumonia. She was one of the lucky ones who didn't need a section of her bowel removed but she has internal stitches and a 14cm scar on her belly.

Day 5: Sore, quiet, raspy and hopefully on the mend. By afternoon there was a glimpse of a sparkle in her eye.

Day 6: Home to a life of crate living and toileting on lead. All meals are to be soft mush and 6 of them a day. Medications, vitamins and herbs.

Day 16: Stitches out today, still on 5 or 6 meals a day and she can have a bone again in a month! Starting to have time out of the crate and free run in the small yard by her self.

The stress and worry are one thing and the cost is another. I was as I mentioned, very lucky that the op didn't involve removing lengths of intestine which can happen if not detected soon enough. The cost of this type of operation will be anywhere between \$2 000 to \$5 000 depending on the item, the time it's been there, the health of your dog and damage caused.

The Top 10

Having spoken to a few of my favorite vets, I'd like to share with you their top 10 items that get pulled out of dog stomachs. **Are you ready for this???**

1. Corn Cobettes
2. Bottle caps (from beer bottles)
3. Tampons
4. Cooked Bones
5. Fish Hooks
6. BBQ wooden kebab sticks (and these pierce the intestines and require complicated surgery)
7. Seeds – mango, stone fruit, cycad etc.
8. Golf Balls
9. Socks and Jocks (who knew that was where all those missing socks got to!)
10. Rope and String

So now is a good time to remind the family, tell your friends and share with others the reason why they shouldn't give any of the above to any dog.

If your dog is a bit of a scavenger then make sure you have a rubbish bin they can't get into and insist that the above food goes in there. It will go a long way to ensuring a blockage free dog!

Other items that vets have removed include;

- An intact hand towel
- Bean bag polystyrene beads
- Childrens small toys (kinder surprise types)
- Balloons

The Top 10 Toxic foods to avoid

1. Onions (and the onion family)
2. Cooked Bones
3. Chocolate
4. Raisins, sultanas, currents, etc.
5. Alcohol
6. Coffee, Tea and other caffeine

7. Green Potato skin
8. Yeast dough
9. Wild mushrooms
10. Marijuana & tobacco (smoke & leaf)

(Sourced from Everydog & pet education.com)

For those of you who have Cycads with seeds, the seeds are toxic to all animals unless prepared certain ways.

Cele, Bon and the Spotted ones (or 5's).



Unit 2, 17 Benison Road, Winnellie
Phone Tanya on 8947 2856

Garrard's Recommends....

Crates, Crates and More Crates

Garrard's is having a crate sale so if you've been considering a new crate, now's the time to get down there and have a look. Crates give your dog their own den and space – they love them. Very handy at training, trails and shows.

Collapsible Wire Crates

| | Normal | Now | |
|-----------|----------|--------------|--------------|
| 1 Giant | \$348.58 | \$260 | malamutes |
| 4 Large | \$211.59 | \$158 | ACD/kelpie |
| 3 Intrmdt | \$181.49 | \$135 | cavy/sheltie |
| 2 Medium | \$140.49 | \$105 | small dogs |

Pet Mate Kennel Cabs

| | | | |
|-----------|----------|-------------|--|
| 2 Large | \$108.48 | \$80 | |
| 2 Intrmdt | \$89.79 | \$60 | |
| 2 Med | \$72.58 | \$50 | |
| 2 Small | \$52.76 | \$30 | |



We will no longer be stocking the Pet Mate Kennel Cabs

Due to space restrictions once they are gone, crates will be available by order only. So now is a great chance to get a quality crate at a discount rate.

Garrard's, will be closed from 24th Dec to 5th Jan

POSITIVE K-9 TRAINING
 GENTLE MODERN DOG TRAINING
 Basic, puppy and advanced classes
 Daphne Ph: 8988 9078 (a/h) Fax: 8988 9070
 daphnegwen@inet.net.au

Daphne is the local supplier for Blackdog collars, leads and harnesses and she also runs Puppy Preschool for pups from 8 to 16 weeks of age on Wednesday evenings in Palmerston. Please contact her for further details.

Storm Season

Dogs needed for holistic remedy testing - see details below.

Remember that chewing is a stress relieving activity for your dog – if they do get frightened by the storms and you can't be with them, make sure they are in a secure area and leave them plenty of things to chew.

- Kongs with frozen mince
- Frozen raw meaty bones
- Kibbled filled plastic bottle (ring & lid removed)
- Decreasing sized cardboard boxes & bone inside
- Frozen block of mince

You can also try rescue remedy in their water, feed turkey bones for their calming effect, supplement with a vitamin B paste (found at Garrards) and leave some music or radio playing for them.

Another particularly helpful item is a DAP infuser. DAP (Dog Appeasing Pheromone) can be purchased through your veterinarian or perhaps on line. The infuser releases a pheromone identical to that of a lactating bitch. The smell calms dogs and can aide in removing stress.

Sydney Animal Behavioural Services (SABS)

Investigation into Pets Fear of Thunderstorms

Is your dog scared of Thunderstorms? SABS, in conjunction with the Charles Sturt University Veterinary School and HomeoPet, is running a trial investigating fear of thunderstorms in pets. We are assessing the effectiveness of a homeopathic remedy at relieving distress caused by storms in dogs and cats. This remedy is currently available from veterinarians for relieving anxiety in animals. To be included in the trial, animals must be older than 6 months and in good general health and live in Australia. Participants in the trial are asked to give their pet the drops we provide and to fill in a questionnaire about their pets' behaviour during a period of up to three (3) thunderstorms. If you would like more information about the trial or think your pet may be suitable, please contact Dr. Jacqui Ley at SABS on 02 9949 8511 or [email sabs@sabs.com.au](mailto:sabs@sabs.com.au). Please leave a contact phone number so she can contact you directly.

Training Time - Top 10 Games to Play in the Aircon!

Holiday entertainment for the kids and dogs!

1. **Hide and Seek** with 2 humans and 1 dog. One holds the dog and the other hides on the other side of the couch. Release the dog asking them to 'Find Ms Jane' and then a big Yea and reward when your dog finds you. Each time make it a little bit harder.
2. **Roll Over** starts from a drop and then lure them over with treats. Try and move from a lure to a hand signal within 4 or 5 goes (the sooner you lose that lure the better). When they have it you can start to move away from them before giving the signal.
3. **Weave between your legs** starts with luring them through and then rewarding. You can teach it standing up or sitting on the edge of a chair. Just get them used to doing a figure 8

around your legs and each time get them to take an extra step before giving the reward. You can then take this up a notch and get them to weave through your legs as you walk along.

4. **Shut the drawer** requires your dog to target with their nose. Once they can target your hand put a yogurt/milk bottle lid or similar in your palm and only reward for touching that. Start moving the target toward the floor and then onto the floor. Once it's on the floor you gradually move your hand away but still asking and rewarding the touch. When they happily touch with you at a distance, blu tac the lid onto a shut drawer about 10cm up from the ground. When they have that, keep moving it up to their nose height. Once they have done 10 at nose height, remove the target and ask the same way – they should have a reliable behaviour before you start to open the drawer.
5. **Find it** with a ball or toy. Start by hiding the toy under a cushion with your dog watching you and then ask them to 'Find It'. Big praise and rewards when they succeed. Next hide it under the same cushion and put another cushion next to the first. Keep making it a little trickier every time.
6. **Play Dead** is best taught after they have mastered drop. Use a lure to get their head on the ground. Once they can hold their head there you can start to say 'bang' just as they are putting their head down.
7. **Crawl** is taught using a target and again, your dog should know drop before you start. Have them drop and put the target a couple of inches in front of their paws. Keep moving it in small increments so they get rewarded for crawling. If you push too hard they'll just get up. Once they have learnt what you want you can increase the distance you ask them to crawl.
8. **Say Your Prayers.** You first need to teach your dog to put their front paws up onto a chair and hold that position.

When they have that you can get them to target your hand between their front legs. Keep the target getting lower until their head is between their front legs.

9. **On Your Mat** is a great game and you can teach your dog to go to their mat when the door bell rings too. Lure them onto their mat and reward. Repeat a few times and then lose the lure but keep the hand signal of luring and reward them once they are on. Keep rewarding them for being on their mat but call them off for no reward. Start to increase the distance you are asking them to go to their mat from and then get them hyped and see if you can get a running leap onto their bed!
10. **100 things to do with a box.** This is a training game that is great for you and your dog to learn the clicker on. Get a medium sized strong cardboard box. I like 30 cm x 30 cm x 20 cm deep as a rough guide. Decide on your criteria before you start your session and use your clicker to guide your dog into the desired position. Some things you might like to try are;
 - Front paws on the box
 - Front paws in the box
 - Nose on the box
 - Push the box with their nose
 - Back paws in the box
 - Back paws on the box
 - Front paws on the box and back feet moving to the left or right in a circle

If you need a little more to keep you going till we come back in 2009, then check out these videos for some inspiration. This is one of my fave trainers and she is truly inspirational!

<http://www.youtube.com/watch?v=FW8Hg4nEp-w>
<http://www.youtube.com/watch?v=MOiZLcdxExk&feature=related>
<http://www.youtube.com/watch?v=wl7rZXwSDC4&feature=related>

Cele, Bon and the Spotted ones

FUNDRAISING

Cadbury Chocolates

Do you or your work-mates enjoy a little pick-me-up when three-thirty-itis comes calling? Well, now you can get through the afternoon and help the club at the same time! Selling a box of delicious Cadbury Chocolates at your workplace is easy and provides vital fundraising dollars for the club. If you would like to help us out please contact Tanya on 0430 181 926.

NOTE Fred's Pass Positive Dog Training Club takes no responsibility for any weight gain experienced during this fundraising activity.



A very happy & safe festive season to you and your furkids.

Top 10 pressies for your dog

1. Your attention
2. Your time
3. A trip to the beach
4. Juicy raw meaty bone
5. Play time with you
6. Long walks with you
7. You teaching them a new trick
8. A new ball or fave toy
9. Cuddles with you
10. You singing their special song to them


SPECIAL OFFER

Book in and pay for an 8-week entry level or intermediate class course and receive one week free!

That's 8 weeks for only \$35

Note: If training is cancelled due to rain that week will not be counted towards your 8 weeks

off the mark by Mark Parisi
www.offthemark.com



Remember to play with your dog today!



The 12 Days of Christmas – Puppy Version

On the first day of Christmas my puppy gave to me
The angel topper from the Christmas tree

On the second day of Christmas my puppy gave to me
Two strings of tree lights

On the third day of Christmas my puppy gave to me
Three punctured ornaments

On the fourth day of Christmas my puppy gave to me
Four broken candles

On the fifth day of Christmas my puppy gave to me
Five chewed up stockings

On the sixth day of Christmas my puppy gave to me
Six strings of tinsel

On the seventh day of Christmas my puppy gave to me
Seven scraps of wrapping paper

On the eighth day of Christmas my puppy gave to me
Eight tiny reindeer pieces

On the ninth day of Christmas my puppy gave to me
Nine parts of Christmas wreath

On the tenth day of Christmas my puppy gave to me
Ten torn up Christmas cards

On the eleventh day of Christmas my puppy gave to me
Eleven ruined presents

On the twelfth day of Christmas my puppy gave to me
Twelve puppy kisses
And I forgot about all those other days!