

DOG TAILS



For the educated dog (and their person)!

April 09 Newsletter

Fred's Pass Positive Dog Training Club Inc

Postal - PO Box 1167, Palmerston, NT, 0831
Email - fpkoc.news@yahoo.com.au
Website - www.fppdt.org.au
Email Editor - ctstone@bigpond.net.au

2009 Committee

<u>President</u>	Sarah Baker	Ph: 0417 773 095
<u>Vice President</u>	Karen Winzar	Ph: 0417 892 946
<u>Treasurer</u>	Fiona Clarke	Ph: 8983 2569
<u>Secretary</u>	Ray Clarke	Ph: 8983 2569
<u>Committee Members:</u>	Adrienne Wade	
Maike Krause	Tanya Reichstein	Cele Stone (ed)

Training Times

New dog intake: First Tuesday/Thursday each month

OBEDIENCE (Tuesdays)

BEGINNERS	7.00pm
INTERMEDIATE	7.00pm
ADVANCED	7.00pm
PRE TRIAL & TRIALLERS	8.00pm

For more info please phone Sarah 0417 773 095

TRAINING FEES	\$5 first dog
	\$2 subsequent dog
2009 Special	8 Week Course \$ 35.00

AGILITY (Thursdays)

BEGINNERS/INTERMEDIATE	6.45pm
TRIALERS	7.30pm

Our agility intake night for new dogs is the first Thursday of each month. Before attending please phone Fiona on 8983 2569.

TRAINING FEES	\$5 per dog
2009 Special	\$140 for the year

Reminders & Notices

Every dog that attends training must be fully **VACCINATED**. Please bring your vaccination certificates along with your 09 membership forms to training in 2009. Help us to help you – let's protect all our dogs from contagious diseases!

Your Committee

The Committee for 2009 has been elected. Please feel free to talk to any of the Committee about any ideas you have and to voice any concerns too.

We are here to help and are all dedicated to making our club the best it can be. Committee member's emails are available on the website.

Pet Expo Raffle 2009

We will again be holding our MONSTER Pet Expo raffle which is a major fundraiser for the club. Please help us by contributing something (human or doggy) to the raffle. Donations can be given to any committee members or left at the table on a training night.

Treats for Training

Treats will be available for purchase at the table each week. If you are likely to consistently purchase treats each week, let us know so we can accommodate for numbers.

Treats may be any of the following; homemade liver cake, chicken or lamb Chunkers or fritz.

Presidents Welcome

Hi Everyone!

Less than 2 weeks and it's **Pet Expo** time! The demo teams are looking great. A big thankyou to all who have donated to the **Monster Raffle**, it is looking fantastic but still needs some help to make it a monster (it's currently Auroraceratops and we'd like to see Brontosaurus).

I'd like to take this opportunity to thank all those in the Demo Team for their enthusiasm, patience and dedication. Those starring in this years team are:

Laila and Dennis	Adrienne and Monty
Andy and River	Daphne and Gemma
Ray and Inca	Michael and Dex
Fiona and Ellie	Maike and Gizmo
Karen and Darla	Sarah and Milly & Cooper

In **3 weeks** time we have our **first Trial of 2009**. I urge you all to **come along** and have a look or lend a hand. This trial covers Obedience on Friday and Sunday, with Agility and Jumping being held on Saturday night. Our Judge, Meg Yerbury hails from NSW, we welcome Meg and hope she enjoys her brief stay in the NT.


As we enter into our 2nd round of Tuesday classes for the year using our **new syllabus**, I ask you to please provide feed back so we can ensure we are covering everyone's needs. Feel free to drop us an email or leave comments at the table.

Our Thursday night **Agility Training** has taken off and we are the busiest we've ever been. Thankyou all for your patience between runs and congratulations to everyone on the tremendous improvement we see you all making.

Also, a warm **welcome** to those **new** on the **Committee** and welcome back to those who have stayed on for another year!



Sarah & Cooper the Brittany



"A piece of grass a day, keeps the vet away."

Anonymous dog

Do you have a joke, picture or article that you would like to see in Dog Tails? Do you have a business that you would like to advertise in Dog Tails? Or a topic you want to find out more about? You can email it to Cele at ctstone@bigpond.net.au or fpkoc.news@yahoo.com.au Or post it (PO Box is found on the Dog Tails letterhead) and it should appear in next month's issue...

**If it's Raining
There's no training**

Did You Smooch your pooch today?

Cadbury Chocolates

Whilst the club refuses to take responsibility for any associated chocoholic developments, we do support the 3pm necessary sugar hit.

Selling a box of delicious Cadbury Chocolates at your workplace is easy and provides vital fundraising dollars for the club. If you would like to help us out please contact Tanya on 0430 181 926.

NOTE Fred's Pass Positive Dog Training Club takes no responsibility for any weight gain experienced during this fundraising activity.



"Every dog is brave on his own doorstep"

Irish Proverb

Health Report: Environmental Enrichment - Boredom Busters for while you're at work!

Did you know that zoos give animals a variety of mental challenges every day to alleviate boredom and enhance their lives? Our dogs also need to have a way to keep entertained without becoming destructive. Often left for long hours while we're at work or school, what we see as destruction is simply an expression of either boredom or stress. Research shows that a dog left to their own devices for many hours can develop social and behavioural problems.

Boredom busters are a great thing to do for your dog but it is so essential that you spend time walking, training and being a companion to your dog every day. Dogs are pack/social animals. You have your work, tv, friends, entertainment etc. They have only you.

Toys and More Toys

There are many great toys on the market that are designed to keep dogs occupied; individual dogs will have different preferences. They can quickly get bored with the same old toy so put out a few at a time and ROTATE them daily.

Tour Guide

Take your dog for a ride in the car when making those short trips such as dropping the kids off at school or going to the post office. It offers him a change of scenery. Even better if you stop at the park on the way home and give him a quick run. NB. *Remember the dangers of leaving dogs in hot cars.*

Ice Blocks

Place some suitable food into an ice-cream container or kong, fill with water and freeze. (chicken wings or necks, bones, fruit and veggies your dog likes, etc.) You could even freeze a knotted rope into it so it could be hung somewhere or maybe bury it - as the ice melts the interest is renewed as treats come to the surface. Try making ice blocks with chicken stock - a cool idea for the hot weather!

Window or Viewing Platform

There are some dogs in this world, as with some people, who just love to know what's going on. If yours is one of these help him out by placing peepholes in the fence or providing a raised viewing platform. If he is highly excited by movement this may not be an appropriate activity.

A Digging Pit/Sand Pit

Some dogs love to dig. If this is your dog, provide an area where he can dig and reinforce this natural behaviour. Choose an area that is hidden by shrubs so he can dig to

his heart's content and you need not have an unsightly hole in the centre of the lawn. Children's clam shell pools can be used as a sandpit (or pool) where you bury bones, treats and toys.

A Wading Pool

Some dogs adore water so why not encourage it. Clam shells are under \$30, or alternatively make your own pond. Ensure your dog can easily get out of the pond and that it is just paddling depth, then drop some toys or treats, even vegetables such as carrot pieces or whole apples which will float and encourage him to play. An alternative would be to drop the same floating goodies or toys in his water bucket.

The Kong

You may be familiar with the Kong, a marvellous piece of equipment available from good pet product suppliers which can be stuffed with food and left for dogs to work on during the day. Be aware with multiple dogs that using food games may cause some problems. For more information on Kong's and some recipes, check out www.kongcompany.com

The Buster Cube/Treat Ball

The Buster Cube is another great invention available from good pet product suppliers. You can place dry food into the opening and the dog has to roll the cube around to get the food out again. Some dogs take all day and some take five minutes! Suitable for most breeds, but there are a very few that have the jaw strength and capacity to destroy these. (I have no doubt you already know if you have one of these dogs!) Some dogs need to learn how to use a Buster Cube so a smear of peanut butter or cheese near the opening as well as a cheer squad will help get them going.

Recycle Plastic Bottles

Be sure to remove the bottle top and the plastic ring for safety.

Punch some holes in the sides of the bottle, large enough for pieces of dry food to fall through. Fill the empty bottle with dry food for hours of fun.

Swinging tyre

Hanging an old tyre from a tree can be a great way to entertain a boisterous dog. Place toys or treats in the tyre to ensure your dog is interested and gets some reward for the game. Make sure that the anchor point can take their weight as well as the abuse and also that they cannot get caught up in it and become injured.

Check out www.aussiedog.com.au for the "Home Alone", a robust interactive dog toy.

Recycling Rubbish

Empty milk cartons, cardboard rolls, egg cartons, cereal boxes and even pizza boxes can be used to entertain Spot. Place some treats in them and let him find the treats and have fun destroying the boxes. The bonus is that you are provided with exercise picking up the pieces afterwards! Be careful though if your dog likes to ingest foreign materials.

Treasure Hunt

Before you go out to work in the morning or out for dinner at night, instead of giving their regular dinner in a bowl take a cup of dry food and go out into your backyard and throw it all over the grass. That should keep him busy for a little while. Also try hiding his stuffed Kongs and bones so when you go off to work he is busy hunting for his food.

Recycled Marrow Bone

Next time you get marrowbones from your local butcher ask him to cut the ends off and cut the straight bone into 3 two inch tube sections. You can let them get that marrow but remember it can give them the runs if they have too much fat. Then boil or scrub the bone clean and now you have home-made Kongs. You can fill or smear the hollow with peanut butter, cream cheese, sausage mince, kibble with carrot plugs and my favourite – Lenards Pet mince and then freeze it. Your dog will LOVE you for recycling his bones.

Dog Walker

If you have a busy schedule, then consider the services of a dog walker. Be sure to thoroughly check references, insurance and get details of how many dogs are walked etc. Ask the walker to vary the route to make for more interesting walks.

Doggy Friends

Maybe your dog has some friends he could visit once a week, or who could come to visit him. Spending a day with a compatible friend is a great way to enrich his life and provide some valuable socialization.


Doggy Door

Dogs that have access to inside the house often spend much of their day inside feeling safe and secure and SNOOZING!

Just remember to make sure your dog is safe and can't hurt himself or others.

Here's a further forty ideas for dog entertainment!

Cele, Bon & the Spotted ones



1	Training session - trick, agility, obedience
2	Dog Sports (Agility, Jumping and Games)
3	Doggy Visitors
4	Doggy Day Care – others from puppy class perhaps
5	Old balls - i.e. football, soccer balls etc
6	Rope toys
7	Cat food
8	Frisbee
9	Tunnel
10	Hanging Toys
11	Rotation of Activities
12	Pig Ear/Sheep's Ear
13	TV or Radio on timer
14	Treats in ice-cubes floated in water container
15	Grass & Herb garden (try lemongrass)
16	Collections of 'smelly items' from outside environment
17	Barrels (try the large water fountain ones)
18	Hide and seek treat trail
19	Piñata – suspend milk bottles with small holes, filled with treats.
20	Clam shell - filled with shredded paper for indoors treasure dig
21	Taped animal sounds
22	Paper birds in trees
23	Bone Parcel - multi-wrapped
24	Wooden cable reels
25	Flying fox on timer
26	Work for food (no food from bowl)
27	Off leash exercise
28	Timed food dispensers
29	Food in rags/material
30	Companion dog
31	Sprinklers on timers for hot days
32	Pizza Delivery (tip it into the backyard)
33	Tie kongs to keep them anchored in places
34	Remote controlled toys (watch battery access)
35	Scent trails
36	Buster cube
37	Tennis ball spewer
38	Boomer ball
39	Bike tyres cut up (wire removed) with food smeared in them
40	Moving furniture around

Proud Sponsors of FPPDTC

GARRARD'S HORSE AND HOUND

Unit 2, 17 Benison Road, Winnellie
Phone Tanya on 8947 2856

This Month Garrard's Recommends....

Sashas Blend

What Sashas™ can do for your pet:

The only product PROVEN to address the 4 key needs to be a complete joint health treatment.

- Help reduce pain and inflammation
- Increase joint mobility
- Protect the cartilage from breakdown
- Safe to take long term

Sashas Blend™ contains 100% all natural marine concentrates and works at the site of joint problems by treating the illness not the symptoms. The Sashas™ formula is a unique and potent combination of marine concentrates with high natural anti inflammatory and joint protective properties.

Being the #1 selling veterinary product in Australasia for the past three years, Sasha's reputation as the premium Joint Health & Arthritis treatment speaks for itself!

Sashas Blend™ assists in keeping your dog active, pain free and healthy!!!

Available now at Garrard's for \$51.33 - 250gm tub



PET EXPO SPECIAL!!!!

Buy a 250 gm tub of Sashas Blend and receive a free dog lead!

Sponsor of the 'Top Trialling Dog Award'

Daphne is the local supplier for Blackdog collars, leads and harnesses and she also runs Puppy Preschool for pups from 8 to 16 weeks of age on Wednesday evenings in Palmerston. Please contact her for further details.

POSITIVE K-9 TRAINING
GENTLE MODERN DOG TRAINING
Basic, puppy and advanced classes
Daphne Ph: 8988 9078 (a/h) Fax: 8988 9070

Sponsor of the 'Top Agility Dog Award'

Cele runs the following classes in Darwin - Puppy Preschool, Puppy Primary, Adolescent Alchemy and Reactive Dog/Growl classes. She also does in home training and consults for problem behaviours. Cele sells natural treats and chews.

Ain't Misbehaving
Positive Pet Dog Training
Darwin & Surrounds
★ Classes or Private Tuition
★ In Home Consultations
Cecilia Stone
0400 453 899
ctstone@bigpond.net.au
www.aintmisbehaving.com.au

Dave's Re-Keying

Let Dave sort out your Key troubles for you!

DAVE'S RE-KEYING
Ph: (08) 8932 2368
0438 177 352
MASTERKEYING
KEYING ALIKE
INSTALLATIONS
CALL OUTS
DAVID HEWITT
ABN: 85 309 937 980

ADVERTISING IN DOG TAILS

Advertisements will cost the tiny amount of \$20 per year for a small add in each copy. Please contact Cele for more information.

Training Time - How to Create a Motivating Toy

By Susan Garratt, Say Yes Dog Training

Many times in agility training the need will arise to use a toy to motivate your dog to move on without you (example: teaching a "get out" or doing weave poles or any sequence of obstacles for a gamble). People will often lament that their dog is not "into" toys. Some dogs will not innately want to play with toys but you can create the desire within them with a little work on your part. If your dog is really motivated by food and has never shown any interest in toys, an option available to you is to take the motivating toy you have chosen to work with and simmer it in a pot of liver, or chicken broth to make it more attractive to your finicky hound. BEWARE--if you choose to go this route, be very careful your dog is never given an opportunity to be alone with this wonderful smelling toy or THEY MAY EAT IT. Surgery to remove this from their gut will be neither pleasant nor cheap. The key to training old Rover to play with you and your toy is that you are SINCERELY interested in playing with your dog. If you are truly not having fun, your dog will quickly realize this and will be even more reluctant to join in. So be sure that you are both enjoying yourselves. Now let's begin!

- Choose a throwable toy--i.e. one that you can toss, but won't roll too much, like a tug rope, or a ball in a sock or a stuffed animal.
- Attach this toy to a light line, string or lead that is about 3 meters long.
- Put the toy in a drawer in the midst of your living area--example, in the kitchen or somewhere else that is easily accessible at all times.
- Before each meal start to act a bit loony. While saying really fun things to your dog (like "oh no", "what is it", "do you want this", "where's your toy", etc.) walk, dance, skip...basically act goofy while you make your way over to the special drawer.
- S-l-o-w-l-y open up the drawer while continuing to say nutty things to your dog.
- Stop talking momentarily (a pause for effect) and then pull the toy out of the drawer, like you just unexpectedly came across a \$50 bill and run with it into the next room.

- Swing the toy above the ground while acting nutty to show the dog what a great time you are having with this fun toy.
- Dance around for a few more seconds and then toss the toy out like a lure on the end of a fishing pole.
- Drag it around but BE SURE THE DOG DOES NOT GET HIS MOUTH ON IT.
- This whole process should only take 1-2 minutes the first time you do it.
- End your fun game, which didn't include your poor dog, by running back to the drawer, your toy in tow snatching it up and quickly putting it back in the drawer with a phrase like "oh no, it's gone".
- You may then proceed about your regular routine as if nothing out of the ordinary just happened.
- Re-enact this bizarre performance 2-3 times a day. After the second day, allow the dog to get his mouth on the toy if he is really keen--but only for a few seconds. Pull on the line to try and steal it from him. Once you get it away (be sure you are taking it from him in a very informal, fun way), play with it a little more by yourself before quickly putting the toy away.
- Gradually progress, letting him play with you and the toy (tog of war style) a little more each time until you have a dog who loves to see the toy come out.
- Do not allow him to play with this toy at any other time except during this routine and, when he is ready, at agility class.
- Ideally, you should remove any other toys that are lying around the house during this time. Leave out only things your dog can lie down and chew on by himself, such as his chew bones.
- Be sure during this training/play session that you never give your dog any sort of verbal for anything he might do.
- Before you know it you will have a dog who is as nutty about this toy as you apparently have been!
- This method works particularly well on new puppies.

Websites we like

<http://www.clickerdogs.com/index.htm>

Susan Garratt's 'Say Yes' Dog Training in Canada. Susan is a top competitor and behaviourist. Her style is technical but practical and easy. We feature one of her articles in Training Time this month.

<http://www.cleanrun.com/>

Clean Run – ok, so the dollar isn't great but if you want to find some unique doggy gear, this is the place to go.

Treat Recipes we like

Sausage Snacks

1 500 gms roll of sausage meat
500 gms whole wheat flour (or spelt, oat, besan flour)
1 Tbsp garlic powder or granulated garlic
2 eggs lightly beaten

Mix all ingredients together in large bowl. This is a thick mixture so you can add water to assist in the mixing (no more than 2/3 of a cup though).

Grease a 22 cm x22 cm pan (can use spray canola oil). Bake in 180 degree oven for 25 minutes or till browned on top. Cut up into treat size bites and get out there and train!

Freezes well and will keep unfrozen in the fridge for 3 or 4 days.

Liver Cookies

350 gms of beef liver (or what ever size you get)
1 cups flour
1 cup rolled oats
1/3 cup olive or flax oil
1 tbl spn honey

Put liver in food processor and mix until it is silky smooth and looks like chocolate cake mixture. Put into large mixing bowl.

Add in oats, flour, oil & honey and stir.

Roll into cookie shapes and place on a pan that is WELL GREASED and bake for about 30 minutes at 180 degrees. Lift off the tray with an egg flip (what is that thing called?) and put onto cooling rack till cool (I guess that's why it's a cooling rack).

These last for a week in an airtight container or can be frozen and used within a month.

If you have a favourite treat recipe you'd like to share, please do. We don't mind easy training night human recipes or dinner ideas either.

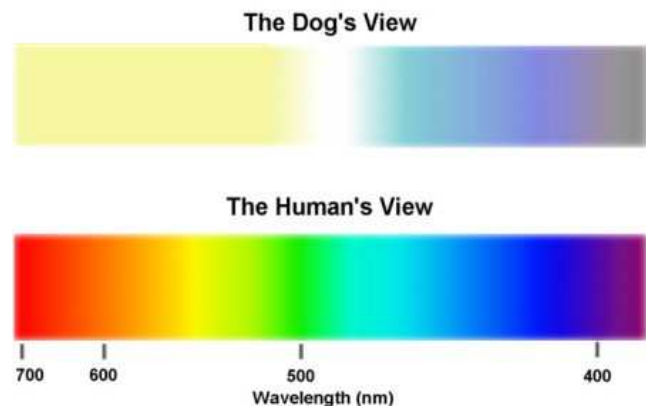
What Do Our Dogs Really See?

Dogs are red-green color blind. They see a brighter and less detailed world when compared to humans.

Peripheral vision is better than humans (dogs see more of the world), but distance is not judged quite as well.

Dogs excel at night vision and the detection of moving objects.

Below is a rough guesstimate of what a dog and human might see when viewing a color band (the electromagnetic spectrum).



Steel, Steel, Steel.

Can you Help?

In May we will be having new agility equipment made with thanks to our May Judge, Eddy Szmelter from NSW. Eddy is kindly extending his visit to do this for us.

We need to purchase the steel and timber by early May and would love someone to help with purchasing the products at trade (or better) prices.

Please contact any of the Committee if you can assist us with this.

Ribbon Mate

Messy, dusty ribbons and sashes are a thing of the past with Ribbon Mate.

<http://www.ribbonmate.com/index.htm>

2009 FPPDTC Trial Calendar

Are you able to **help us at one** of these **trials** doing any of the following jobs? As everything we do is on a volunteer basis, the more people we have to help, even if only doing 1 thing all year, the better it is for everyone.

<i>Picking up judges and getting them to trials</i>	<i>Billeting Judges – usually 2 nights, sometimes 3.</i>
<i>Buying the food for the trial BBQ</i>	<i>Buying the trial raffle prize</i>
<i>Re-stocking soft drinks for trials or training</i>	<i>Getting ice for the soft drink before training or trials</i>
<i>Being a post in an obedience trial – very easy but so important</i>	<i>Table person at training on either night. Collect fees and record names.</i>
<i>Time keeper at a trial – time agility runs</i>	<i>Change courses & jump heights in Agility</i>
<i>Table person at a trial (easy & there's lollies)</i>	<i>Check in Clerk at Trials (easy & there's lollies)</i>

April	24	Obedience	
	25	Agility / Jumping	
	26	Obedience	
May	8	Obedience	
	9	Agility / Games	
	10	Jumping / Games	
June	13	Agility / Games	
	14	Jumping / Games	
	27	Agility / Agility	
	28	Jumping / Jumping	
July	11	Obedience	
	12	Games	
	14	Obedience	
	18	Agility / Agility	
	19	Jumping / Jumping	
	23/24/25	OT / JG / AD	Royal Darwin Show
August	7	Obedience	
	8	Obedience	
	21	Obedience	
	22	Agility / Games	
	23	Jumping / Games	
September	19	Agility / Jumping	
	20	Obedience	

Pet Expo 2009, the poem

(apologies to the great A.B. "Banjo" Paterson for the blatant corruption of his most wonderful poem)

There was movement at their training, for word had passed around,
That the Darwin Pet Expo was on the way
They needed jumps and heeling courses, all paws upon the ground
So all the cracks had gathered to the fray
All the tried and trialled trainers from the stations near and far
Had mustered at the grounds on training night
For the trainers love hard training where the rural pet dogs are
And the pet dogs snuff the training with delight.

There was Cooper, who got his title around the Darwin cup,
The Brittany with a patch as white as snow
Then Monte the mini Schnauzer, who's blood was fairly up
And Inca who'd go wherever dog and man could go.
And Gizmo of Palmerston came down to lend a hand,
With Darla who always loved the rains;
From Bees Creek came Gemma cattle dog who had learnt to sit and stand
And Kelpie River from the Queensland droving plains.

And one was there, a young'un with a small and curly beast
He was something like a Poodle undersized,
With a touch of Labrador – three parts pedigree at least –
And such as are by rural trainers prized.
He was hard and tough and wiry - just the sort that won't say die -
There was courage in his quick impatient tread;
And he bore the badge of gameness in his bright and fiery eye,
And the proud and lofty carriage of his head.

But still so slight and weedy, one would doubt his power to stay,
And the Trainers' said, "That dog will never do
For a long a tiring session - girl, you'd better stop away,
Those heels are far too tough for such as you."
So she waited sad and wistful – but Maikie stood her friend -
"I think we ought to let her come," she said;
"I warrant she'll be with us when she's wanted at the end,
For both her dog and she are rural bred.

"She hails from Howard Springs, up by Coolalinga side,
Where the heels are twice as long and twice as tough,
Where a dog's paws strike dust from the spear grass every stride,
The girl that holds her own is good enough.
And the dog trainers on rural blocks make their home,
Where the wet gives training breaks between;
I have seen full many trainers since I first commenced to roam,
But nowhere yet such trainers have I seen."

So she went - they found the Expo by the big Marrara pump -
They trained away with sweat upon their brow,
And the Trainers' gave their orders, "Girls, don't you knock the jump,
No use to try for fancy footwork now.
And, Michael, you must wheel them, try and wheel them to the right.
Train boldly, lad, and never fear the drills,
For never yet was trainer that could keep pinwheels in sight,
If once they gained a pace beyond their heels."

So Michael heeled to wheel them - he was racing on the wing
Where the best and boldest trainers take their place,
And he raced the Dexter past them, and he made the pinwheel sing
With the twirling, as they met face to face.
Then they halted for a moment, while he swung, so very flash,
But they saw their well-loved jumps full in view,
And they charged beneath the heeling with a sharp and sudden dash,
And off into the jumping course they flew.

Then fast the trainers followed, where the tunnels deep and black
Resounded to the thunder of their tread,
And the yelling woke the echoes, and they fiercely answered back
From walks and scabbles that beetled overhead.
And upward, ever upward, the rural dogs held their way,
Where scrambles and spreads grew wide;
And the Trainers muttered fiercely, "We may bid the dogs good day,
No contacts can hold them down the other side."

When they reached the Scramble's summit, even Sarah took a pull,
It well might make the boldest hold their breath,
The contact rubber grew thickly, and the safe path down was full
Of temptation to jump and cause regret.
But the girl from Girraween let the GSP have her head,
And she swung her dog lead round and gave a cheer,
And she raced her down the scramble like a torrent down its bed,
While the others stood and watched in very fear.

She sent contact rubber flying, but Ellie kept her feet,
She cleared the raise cleats in her stride,
And the girl from Girraween barely shifted both her feet -
It was grand to see that rural trainer drive.
Through the weavers and tyres, on the padded Expo ground,
Down the dog walk at a racing pace she went;
And she never drew the lead till she landed safe and sound,
At the bottom of that terrible descent.

Ray was right among the jumps and he carried on at will,
And the watchers on the edges standing mute,
Saw him ply that Inca fiercely, he was right among them still,
As he raced across the dancing in pursuit.
Then they lost him for a moment, where two black dogs met
In the dancing dogs, but a final glimpse reveals
On a dim and distant see-saw the wild Inca racing yet,
With the man from Girraween at her heels.

And they ran them single-handed till their dogs had truly shown
That training was such fun just down the track,
Then they halted, stayed and sitting, and they turned their heads to home,
And Milly did a tunnel round and back.
But their demo was almost over and it was stinking hot,
The dogs were puffed and tired, but didn't err;
For their pluck was still undaunted, and their courage fiery hot,
For never yet was trained dog a cur.

And down by Fred's Pass, where the agility jump bars raise
Their sweeping courses from low to high,
Where the air is clear as crystal, and the white stars fairly blaze
At midnight in the dry and perfect sky,
And where around The Training the dogs do jump and play
To the breezes, and the rolling grounds are wide,
The Fred's Pass expo team is a household word today,
And the Trainers tell the story of their pride.

Remember to play with your dog today!