

# Dog Tails

The Solstice Supplement



June 09  
Newsletter

Fred's Pass Positive Dog Training Club  
Inc

Postal - PO Box 1167, Palmerston, NT, 0831  
Email - [fpkoc.news@yahoo.com.au](mailto:fpkoc.news@yahoo.com.au)  
Website - [www.fppdt.org.au](http://www.fppdt.org.au)

## 2009 Committee

<u>President</u>	Sarah Baker	Ph: 0417 773 095
<u>Vice President</u>	Karen Winzar	Ph: 0417 892 946
<u>Treasurer</u>	Fiona Clarke	Ph: 8983 2569
<u>Secretary</u>	Ray Clarke	Ph: 8983 2569
<u>Committee Members:</u>		
Maike Krause	Tanya Reichstein	Cele Stone

## Training Times

New dog intake: First Tuesday/Thursday each month

### OBEDIENCE (Tuesdays)

BEGINNERS	7.00pm
INTERMEDIATE	7.00pm
ADVANCED	7.00pm
PRE TRIAL & TRIALLERS	8.00pm

For more info please phone Sarah 0417 773 095

<b>TRAINING FEES</b>	\$5 first dog
	\$2 subsequent dog
<b>2009 Special</b>	8 Week Course \$ 35.00

### AGILITY (Thursdays)

BEGINNERS/INTERMEDIATE	6.45pm
TRIAILLERS	7.30pm

Our agility intake night for new dogs is the first Thursday of each month. Before attending please phone Fiona on 8983 2569.

<b>TRAINING FEES</b>	\$5 per dog
<b>2009 Special</b>	\$140 for the year



Does this see saw make my bum look big fellas?

CONGRATULATIONS to our Caption Competition  
Winner *Caroline Camilleri*

Your prize can be collected at either training night,  
just ask at the table or see Sarah.

## Reminders & Notices

Every dog that attends training must be fully  
**VACCINATED**. Help us to help you – let's protect  
all our dogs from contagious diseases!

### Your Committee

Please feel free to talk to any of the Committee about  
any ideas you have and to voice any concerns too.

We are here to help and are all dedicated to making  
our club the best it can be. Committee member's  
emails are available on the website.

### CHOCOLATES

Selling Chocolates is easy and provides vital  
fundraising dollars for the club. If you can help us  
out please contact Tanya on 0430 181 926.

# Presidents Welcome

Hi Everyone!

Our **Trials** on the 8<sup>th</sup>, 9<sup>th</sup> and 10<sup>th</sup> of **May** were lots of fun and you can see all that training paying off. We ran our first **Agility Games** for the year with a few successful runs on the board. A big thankyou for all our wonderful non trialling helpers; **Adrienne, Laila & Maike**.

Our entire weekend of trials was sponsored by **Sasha's Blend** and we thank them very much for their support to our club and donation of prizes for all classes. Congratulations to everyone that placed and/or quallied and won themselves (and their dog) a Sasha's product. It's sponsorship like this that goes a long way to supporting the development of dog sports and encourages new and old competitors alike.



And of course a big thankyou to all those triallers who assisted with everything over the weekend. Also,thanks goes to our Trial Managers Tanya and Ray and of course to our Judge, Eddy Smeltzer.

Eddy also helped us out by making a new spread & dog walk. Thanks Eddy for all your hard work and your great attitude.




*Eddy & Ray hard at work creating our new spread.*

The yellow bandanas are working well on Tuesday nights and with our increasing numbers, play a significant role in building confidence and keeping things calm. Well done everyone for helping with the smooth implementation of this initiative. Remember, if you think you would like your dog to wear a bandana but aren't sure, speak to your instructor for advice.

At this time of year with the weather improving it's a great time to get out and about with your dog, however if you are at a place where your dog is off-lead and there are lots of other dogs around you don't know, like

the beach or dog park, then always keep the following in mind:

- 🐾 Always watch your dog – YOU are responsible for making sure that your dog enjoys his time safely and behaves in a way that allows other dogs to enjoy themselves.
- 🐾 Monitor your dogs body language and recognize appropriate and inappropriate play. If you are unsure about dog body language, we recommend an excellent book called "Tail Talk" which you can find at Big W. It's inexpensive and simple to understand with clear photographs and descriptions of all types of body language.



- 🐾 Teach your dog to disengage from play with an effective recall, this means you can control the situation even your dog gets too far away or your dog becomes over-excited. Your dog will learn that obeying you, even in the presence of other dogs will be rewarding. Being allowed to go off and continue the fun will be the ultimate reward.

I've always been a huge advocate of off-leash exercise as long as it's done in a safe and appropriate way. Many naughty problem behaviours at home can be easily cured with some daily vigorous exercise...remember the golden rule, a tired dog is a well behaved dog!

Always remember training should be fun and make you both smile! Go and give your dog a cuddle!



**Sarah & Cooper the Brittany**



## Sponsor of the 'Top Trialling Dog Award'

Daphne is the local supplier for Blackdog collars, leads and harnesses and she also runs Puppy Preschool for pups from 8 to 16 weeks of age on Wednesday evenings in Palmerston. Please contact her for further details.

**POSITIVE K-9 TRAINING**  
GENTLE MODERN DOG TRAINING  
Basic, puppy and advanced classes



daphnegwen@inet.net.au  
Daphne Ph:8988 9078 (a/h) Fax:8988 9070

## Sponsor of the 'Top Agility Dog Award'

Cele runs classes in Darwin - Puppy Preschool, Puppy Primary, Adolescent Alchemy and Reactive Dog/Growl classes. She also does in home training and consults for problem behaviours. Cele sells natural treats & chews and plaited dog leads.


**Ain't Misbehaving**  
Positive Pet Dog Training  
Darwin & Surrounds

- ★ Classes or Private Tuition
- ★ In Home Consultations

Cecilia Stone  
0400 453 899  
ctstone@bigpond.net.au  
www.aintmisbehaving.com.au



Copyright 2005 by Randy Glasbergen.  
www.glasbergen.com



"I'm the only dog at the park without an iPod!"

Proud Sponsors of FPPDTC

# GARRARD'S HORSE AND HOUND

Unit 2, 17 Benison Road, Winnellie  
Phone Tanya on 8947 2856

## This Month Garrard's Recommends....

The Dry Season is here and it's time for  
**Weatherbeeta Dog Coats!**

Garrard's has a variety of sizes and styles ranging from \$20-\$35. Our hot sellers are the Kennel Rug and the Buddy rug.



## Dave's Re-Keying

Dave's prompt efficient service will have your key troubles sorted in a jiffy!

**DAVE'S RE-KEYING**  
Ph: (08) 8932 2368  
0438 177 352



MASTERKEYING  
KEYING ALIKE  
INSTALLATIONS  
CALL OUTS

DAVID HEWITT  
ABN: 85 309 937 980

## ADVERTISING IN DOG TAILS

Advertisements will cost the tiny amount of \$20 per year for a small add in each copy. Please contact Cele for more information.

Do you have a joke, picture or article that you would like to see in Dog Tails? Do you have a business that you would like to advertise in Dog Tails? Or a topic you want to find out more about? You can email it to Cele at [ctstone@bigpond.net.au](mailto:ctstone@bigpond.net.au) or [fpkoc.news@yahoo.com.au](mailto:fpkoc.news@yahoo.com.au) Or post it (PO Box is found on the Dog Tails letterhead) and it should appear in next month's issue...



## Training Time - 5 ways to train

This month I thought we'd look at 5 different ways you can train a behaviour. Some ways are more suited to particular behaviours than others but they are all useful to know.

You should be able to get most behaviours you can think of using the first 3.

### Luring

For the majority of luring, we put the food next to the dogs nose and get them into the position wanted and then reward. An example is teaching sit by moving the treat up over the dogs' nose and when he follows his bottom goes down into a sit.

It is essential when using a food lure that you **LOSE** the lure within 5 times. If you don't do this you will end up with a dog that will only work for you if you have food in your hand – and we don't want that!

Luring isn't always with food - turning your shoulders can get your dog to move positions so that could be a lure too. Other lures include toys, picking up their lead or food bowl and anything else that your dog likes

### Targeting

This is a two part thing. We have the target and the part of the dogs' body that will touch the target. The target might be your hand, an object like a clear perspex square, a target stick, etc. Your dog might use their nose, paw, shoulder etc.

Once the dog understands they put their target on the other target, eg; nose onto hand, you can then fade the target and introduce your target word for that behaviour. Some examples are Hi 5 or shake, I use targeting to teach a 2 on / 2 off for contact equipment. (The front 2 feet are on the grass the back two are on the equipment – the dog targets with either their nose or paw onto the grass).

### Free Shaping

This is like the hot, warm, cold game but without the warm and cold. You bridge/mark/click (hot) when the dog is doing something toward the final behaviour. For example, you want them to stand on a box. You CT (Click Treat) looking at the box, then a step toward the box CT, sniffing the box CT, pawing at the box CT, etc. You keep raising your criteria until you have the final behaviour.

This is a great way to learn about timing and gets you used to using a clicker. It also teaches a dog that it's ok to fail, so it's a real confidence booster for the dog and gives you a thinking dog.

Often with free shaping you can end up with a different behaviour than what you set out to teach. Training

sessions are usually really funny once your dog learns how to offer different behaviours.

### All or Nothing training

This is from the master Dr Ian Dunbar. In All or Nothing training you wait for the dog to do the behaviour and they get nothing (no looking, talking to or touching them) until they do. It's a patience game and whilst it can take a while in the beginning, the learning is very strong. An example is getting attention – you simply ignore your dog till they look at you and then you praise and reward. Then you might do a ¼ turn and wait again. Within a very short time your dog will be seeking you out to look at you. It's also a great method for teaching automatic sits when heeling.

For the obedience minded, this is the method promoted by Dawn Jecs in her Choose To Heel book.

### Punishment

In positive training we use Negative Punishment which simply put means the good thing goes away. An example would be how we stop jumping up. When the dog jumps up we ignore them (our attention goes away) and then we reward the behaviour we do want – them with 4 on the floor.

A really important thing to remember with ignoring any behaviour that you don't want is to **REWARD** the behaviour you **DO** want. You must picture this as a set of scales – on one side we have ignoring the behaviour and on the other is rewarding a behaviour. If you just do the ignoring side of things, your training will be out of balance and your dog wont learn the lesson.

Always remember that **Behaviours You Reward WILL Increase** and you always have the rewards of looking at, touching and speaking to your dog.

### Cele, Bon & the Spotted ones



"I don't understand how I got so fat!  
Doesn't tail wagging count as cardio?"



*Karma  
strikes  
the fat  
dog  
police*

## 2009 Handler Award

*The Handler Award is to formally recognise the Handler who has shown the most dedication and commitment to their dog during the year. It is for patience, persistence and kindness. It is open to all members and is about the handler dog relationship, not trial qualifications.*

*Handlers will be nominated by their Instructors at the end of each month. The Handler Award will be decided in November*

### CLUB SHIRTS

If you are interested in purchasing a club shirt please contact Cele with your required size and type. We are expecting delivery of our next order sometime at the end of June.

We have cotton / poly polo shirts in burgundy and a small number of white polo shirts for Obedience triallers.

The women's polo's are the slim fit Gelato made by Aussie Spirit and the men's is the equivalent.

### May Agility, Jumping & Games

*Photos courtesy of Gerry Woods*



Cele & Jazz



Sarah & Millie



Kirsten & Cooch








Daphne & Star

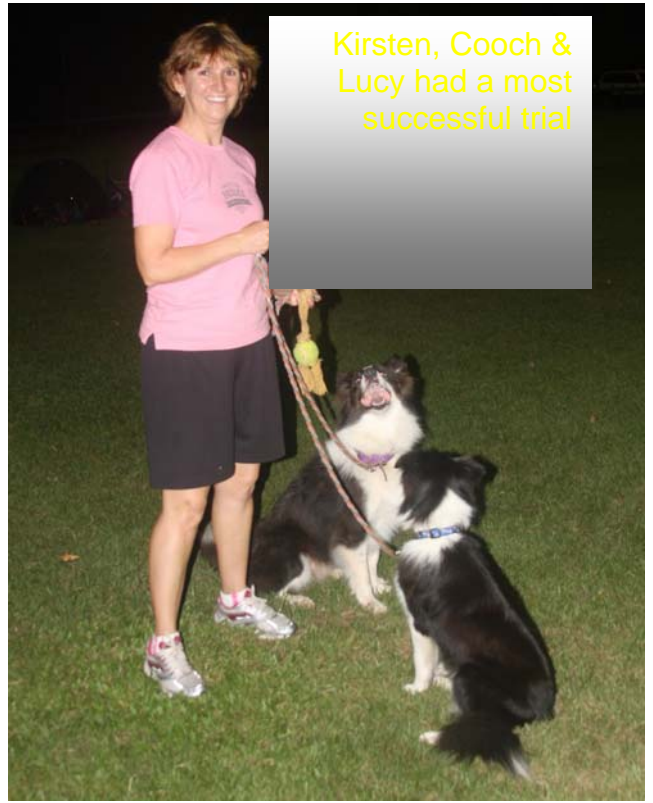


Mac



Eddy working hard . . . .

Then on the chat . . . . (oh ok then, he's briefing)



Kirsten, Cooch & Lucy had a most successful trial



Milo



"Dogs are our link to paradise. They don't know evil or jealousy or discontent. To sit with a dog on a hillside on a glorious afternoon is to be back in Eden, where doing nothing was not boring--it was peace." *Milan Kundera*

## ***For the Record – 1 June 09***

*This is our running total of quallies for each dog. Once you have obtained the required amount of passes – you will be listed as having obtained that title whether you have applied for it or not. Please let us know if the tally is incorrect.*

### ***Dog & Handler # Passes***

#### **Obedience**

##### ***OBEDIENCE - Open***

##### ***OBEDIENCE - Novice***

Ray & Inca	2
Natasha & Sharni	1
Sarah & Cooper	1

##### ***OBEDIENCE - Community Companion Dog***

Annie & Clancy	2
----------------	---

#### **Agility**

##### ***AGILITY - Open***

Sarah & Cooper	2
----------------	---

##### ***AGILITY - Masters***

##### ***AGILITY - Excellent***

Trevor & Mac	1
Ray & Inca	2

##### ***AGILITY - Novice***

Marion & Frigga	1
Kirsten & Lucy	1

#### **Jumping**

##### ***JUMPING - Open***

Trevor & Mac	2
Ray & Inca	2
Lucy & Shady	1
Fiona & Ellie	1
Sarah & Cooper	2

##### ***JUMPING - Masters***

Sarah & Cooper	2
Trevor & Mac	1
Lyn & Milo	1

##### ***JUMPING - Excellent***

Lucy & Shady	1
--------------	---

##### ***JUMPING - Novice***

Sarah & Milly	1
Kirsten & Lucy	2
Marion & Frigga	1

#### **Games**

##### ***GAMBLERS - Novice***

Lucy & Shady	1
Cele & Bonnie	1
Fiona & Ellie	2

##### ***GAMBLERS - Excellent***

Ray & Inca	2
Sarah & Cooper	3

##### ***SNOOKER - Novice***

Daphne & Star	1
Cele & Bonnie	1
Fiona & Ellie	1

##### ***SNOOKER - Excellent***

Lucy & Shady	1
Ray & Inca	2

##### ***STRATEGIC PAIRS - Novice***

Fiona & Boris	2
Cele & Bonnie	1

##### ***STRATEGIC PAIRS - Excellent***

## ***Titles Gained in 2009***

#### ***OBEDIENCE - Community Companion Dog***

Nicki & Zeuz



# 2009 FPPDTC Trial Calendar

Are you able to **help us at one** of these **trials** doing any of the following jobs? As everything we do is on a volunteer basis, the more people we have to help, even if only doing 1 thing all year, the better it is for everyone.

<i>Picking up judges and getting them to trials</i>	<i>Billeting Judges – usually 2 nights, sometimes 3.</i>
<i>Buying the food for the trial BBQ</i>	<i>Buying the trial raffle prize</i>
<i>Re-stocking soft drinks for trials or training</i>	<i>Getting ice for the soft drink before training or trials</i>
<i>Being a post in an obedience trial – very easy but so important</i>	<i>Table person at training on either night. Collect fees and record names.</i>
<i>Time keeper at a trial – time agility runs</i>	<i>Change courses &amp; jump heights in Agility</i>
<i>Table person at a trial (easy &amp; there's lollies)</i>	<i>Check in Clerk at Trials (easy &amp; there's lollies)</i>

<b>June</b>	13	Agility / Games	
	14	Jumping / Games	
	27	Agility / Agility	
	28	Jumping / Jumping	
<b>July</b>	11	Obedience	
	12	Games	
	14	Obedience	
	18	Agility / Agility	
	19	Jumping / Jumping	
	23	Obedience	Royal Darwin Show
	24	Jumping	Royal Darwin Show
	25	Agility	Royal Darwin Show
<b>August</b>	7	Obedience	
	8	Obedience	
	21	Obedience	
	22	Agility / Games	
	23	Jumping / Games	
<b>September</b>	19	Agility / Jumping	
	20	Obedience	

## Have You Played With Your Dog Today?

"The dog is mentioned in the Bible 18 times, the cat not even once." *WE Farbstein*